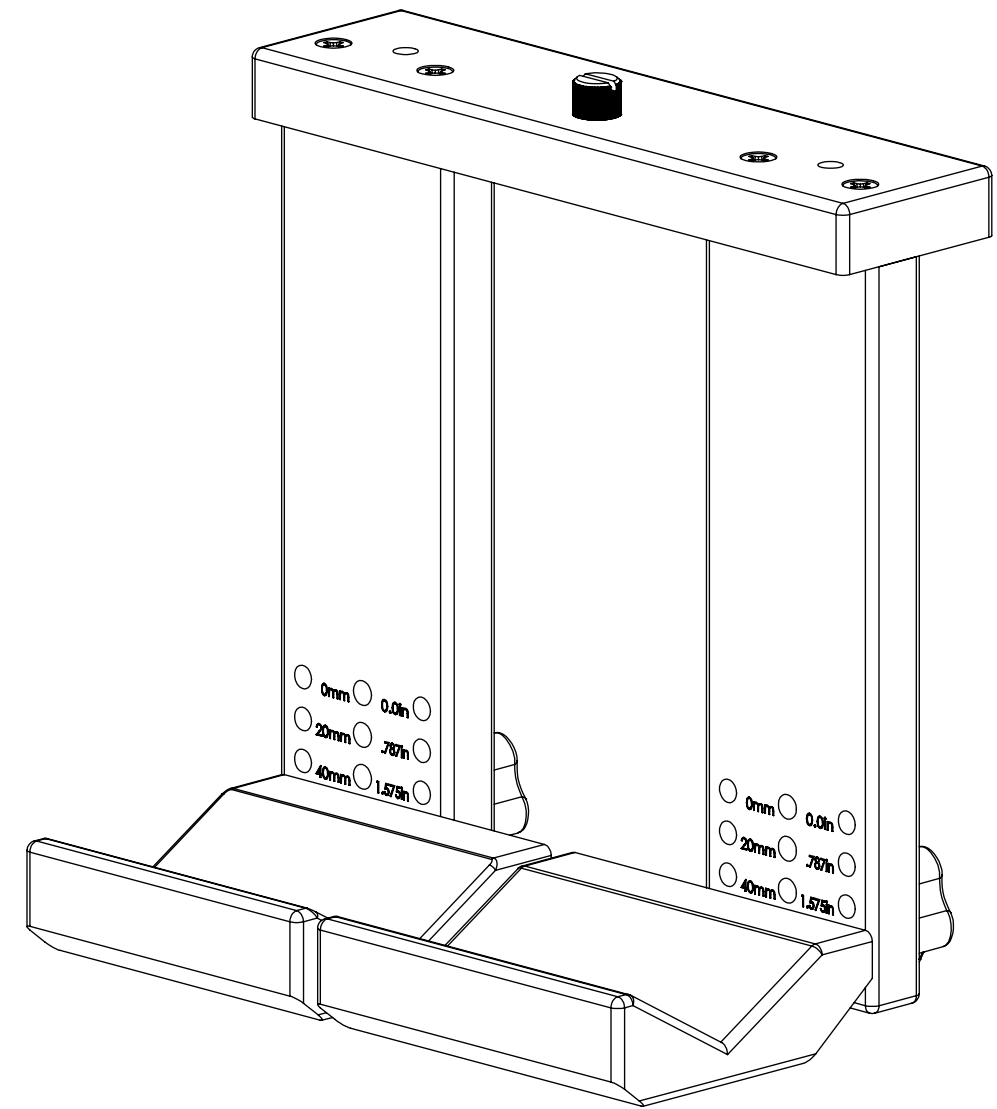


8 7 6 5 4 3 2 1

| REVISIONS |      |               |            |          |
|-----------|------|---------------|------------|----------|
| ZONE      | REV. | DESCRIPTION   | DATE       | APPROVED |
|           | A    | Check-in      | 5/23/2011  | DRP      |
|           | B    | Updated       | 7/14/2011  | ZRP      |
|           | C    | Added sheet 3 | 10/15/2012 | MAM      |



0mm  0.0in  
 20mm  0.787in  
 40mm  1.575in

# Adjustable V-Block for TLAser260 Micrometer Overall Mounting Dimensions

## INDEX

- (1) Cover Page
- (2) Fixture Dimensions
- (3) Mounted Dimensions

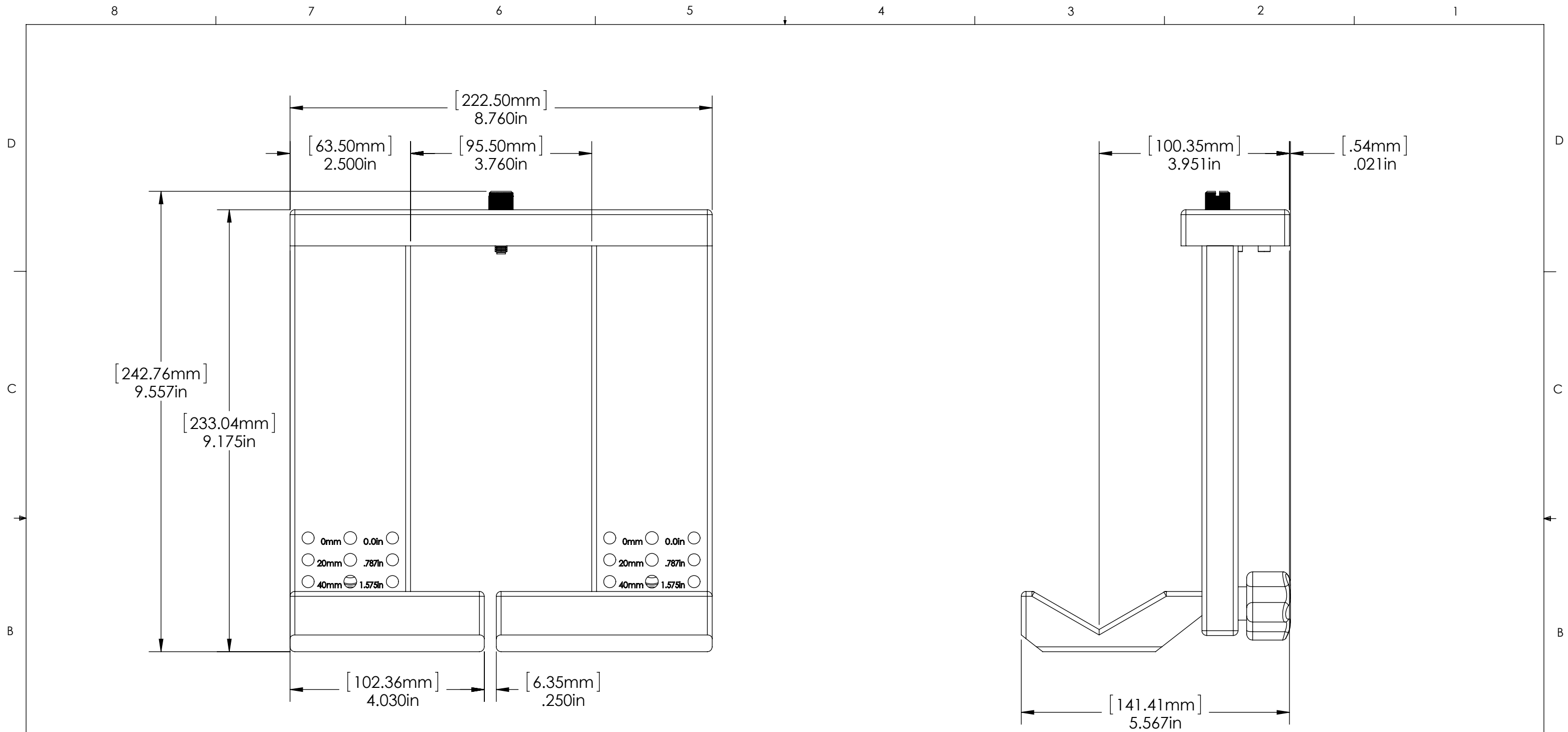
|                                      |  |                                                                                                                                                                    |               |
|--------------------------------------|--|--------------------------------------------------------------------------------------------------------------------------------------------------------------------|---------------|
| UNLESS OTHERWISE SPECIFIED:          |  | NAME                                                                                                                                                               | DATE          |
| DIMENSIONS ARE IN INCHES             |  |                                                                                                                                                                    |               |
| TOLERANCES:                          |  | DRAWN BY:                                                                                                                                                          | DRP 5/23/2011 |
| ANGULAR: MACH ± BEND ±               |  |                                                                                                                                                                    |               |
| TWO PLACE DECIMAL ±0.010             |  |                                                                                                                                                                    |               |
| THREE PLACE DECIMAL ±0.005           |  |                                                                                                                                                                    |               |
| FOUR PLACE DECIMAL ±0.0005           |  |                                                                                                                                                                    |               |
| ANGLES ±.25°                         |  |                                                                                                                                                                    |               |
| UNMARKED FILLETS/ROUNDS R.0625       |  |                                                                                                                                                                    |               |
| DE-BURR ALL PARTS                    |  |                                                                                                                                                                    |               |
| INTERPRET GEOMETRIC TOLERANCING PER: |  |                                                                                                                                                                    |               |
| MATERIAL                             |  | 63 RA SURFACE FINISH<br>ALL FEATURES MUST MEET SPECIFICATION AFTER PLATING BEFORE POWDER-COAT IF PLATED OR POWDER-COATED<br><b>SEE FINISH MACHINE ALL SURFACES</b> |               |
| FINISH                               |  | SIZE                                                                                                                                                               | DWG. NO.      |
| DO NOT SCALE DRAWING                 |  | <b>B</b>                                                                                                                                                           | 00260-21      |
|                                      |  | REV                                                                                                                                                                | <b>C</b>      |
|                                      |  | SCALE: 1:2                                                                                                                                                         |               |
|                                      |  | SHEET 1 OF 3                                                                                                                                                       |               |


**LaserLinc, Inc.**  
 Phone: 888-707-4892  
 Info@laserlinc.com  
 www.laserlinc.com

**TITLE:**  
 00260-21 Body Mount V-Block for TLAser260  
 Micrometer Overall Mounting Dimensions

**PROPRIETARY AND CONFIDENTIAL**  
 THE INFORMATION CONTAINED IN THIS DRAWING IS THE SOLE PROPERTY OF LASERLINC, INC. ANY REPRODUCTION IN PART OR AS A WHOLE WITHOUT THE WRITTEN PERMISSION OF LASERLINC, INC IS PROHIBITED.

8 7 6 5 4 3 2 1

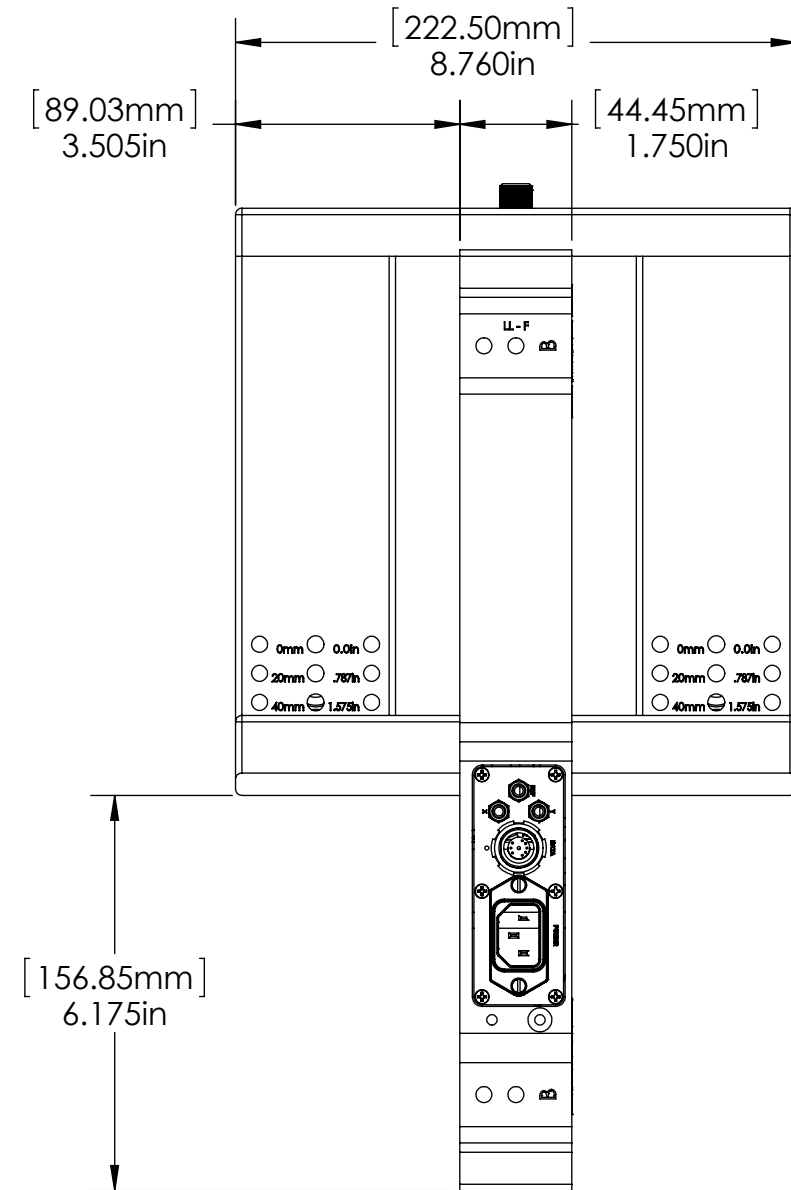
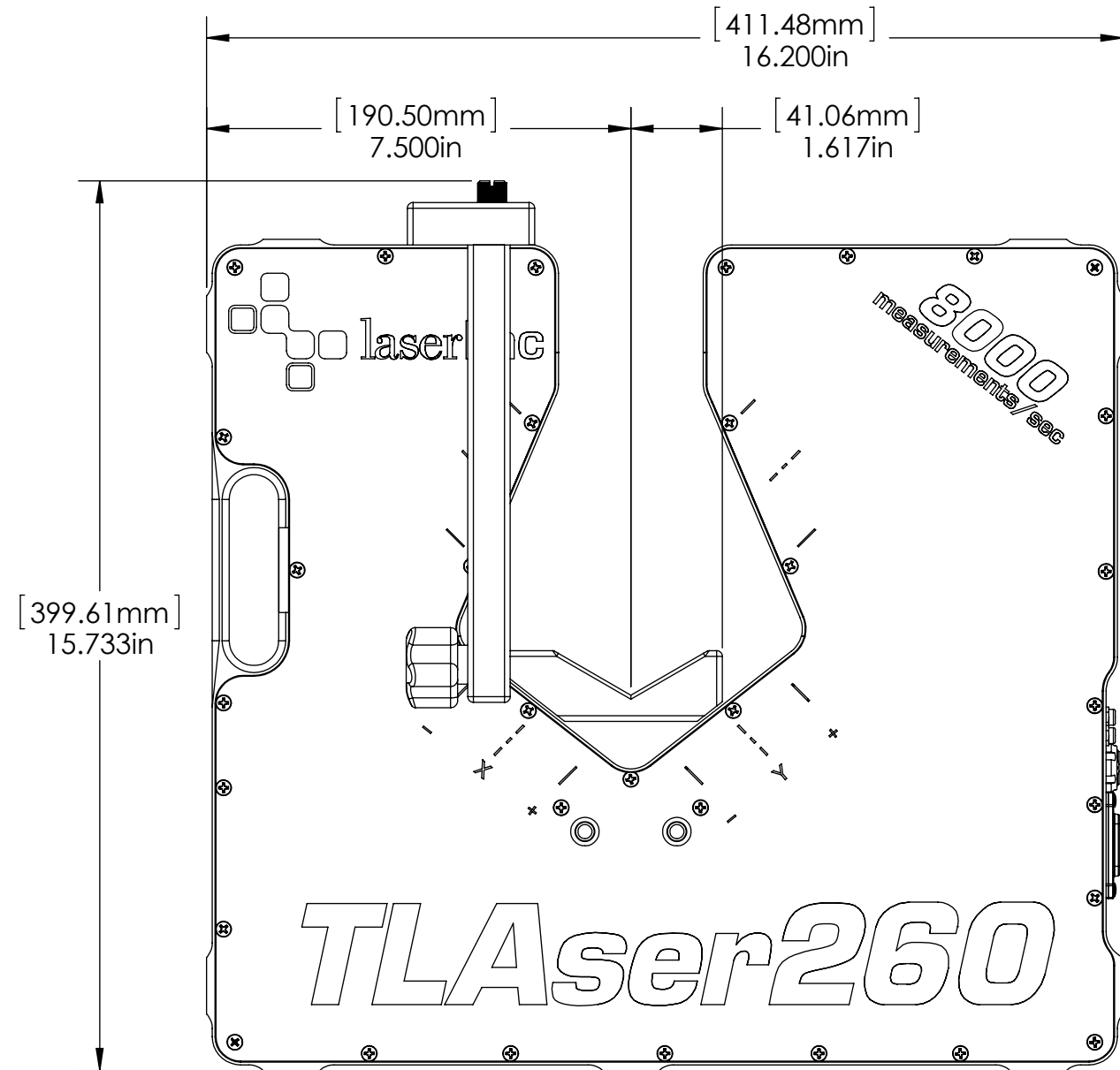


- |        |           |   |        |           |   |
|--------|-----------|---|--------|-----------|---|
| ○ 0mm  | ○ 0.0in   | ○ | ○ 0mm  | ○ 0.0in   | ○ |
| ○ 20mm | ○ .787in  | ○ | ○ 20mm | ○ .787in  | ○ |
| ○ 40mm | ○ 1.575in | ○ | ○ 40mm | ○ 1.575in | ○ |

|                                                                                   |  |                                                                                                  |                 |
|-----------------------------------------------------------------------------------|--|--------------------------------------------------------------------------------------------------|-----------------|
| UNLESS OTHERWISE SPECIFIED:                                                       |  | NAME                                                                                             | DATE            |
| DIMENSIONS ARE IN INCHES                                                          |  | DRAWN BY:                                                                                        | DRP 5/23/2011   |
| TOLERANCES:                                                                       |  |                                                                                                  |                 |
| ANGULAR: MACH ± BEND ±                                                            |  |                                                                                                  |                 |
| TWO PLACE DECIMAL ±0.010                                                          |  |                                                                                                  |                 |
| THREE PLACE DECIMAL ±0.005                                                        |  |                                                                                                  |                 |
| FOUR PLACE DECIMAL ±0.0005                                                        |  |                                                                                                  |                 |
| ANGLES ±.25°                                                                      |  |                                                                                                  |                 |
| UNMARKED FILLETS/ROUNDS R.0625                                                    |  |                                                                                                  |                 |
| DE-BURR ALL PARTS                                                                 |  |                                                                                                  |                 |
| INTERPRET GEOMETRIC TOLERANCING PER:                                              |  |                                                                                                  |                 |
| MATERIAL                                                                          |  | 63 RA SURFACE FINISH                                                                             |                 |
| FINISH                                                                            |  | ALL FEATURES MUST MEET SPECIFICATION AFTER PLATING BEFORE POWDER-COAT IF PLATED OR POWDER-COATED |                 |
| DO NOT SCALE DRAWING                                                              |  | <b>SEE FINISH MACHINE ALL SURFACES</b>                                                           |                 |
| LaserLinc, Inc.<br>Phone: 888-707-4892<br>Info@laserlinc.com<br>www.laserlinc.com |  | TITLE:<br>00260-21 Body Mount V-Block for TLaser260<br>Micrometer Overall Mounting Dimensions    |                 |
| SIZE <b>B</b>                                                                     |  | DWG. NO.<br>00260-21                                                                             | REV<br><b>C</b> |
| SCALE: 1:2                                                                        |  | SHEET 2 OF 3                                                                                     |                 |

**PROPRIETARY AND CONFIDENTIAL**

THE INFORMATION CONTAINED IN THIS DRAWING IS THE SOLE PROPERTY OF LASERLINC, INC. ANY REPRODUCTION IN PART OR AS A WHOLE WITHOUT THE WRITTEN PERMISSION OF LASERLINC, INC IS PROHIBITED.



UNLESS OTHERWISE SPECIFIED:  
 DIMENSIONS ARE IN INCHES  
 TOLERANCES:  
 ANGULAR: MACH ± BEND ±  
 TWO PLACE DECIMAL ±0.010  
 THREE PLACE DECIMAL ±0.005  
 FOUR PLACE DECIMAL ±0.0005  
 ANGLES ±.25°  
 UNMARKED FILLETS/ROUNDS R.0625  
 DE-BURR ALL PARTS

INTERPRET GEOMETRIC TOLERANCING PER:  
 MATERIAL  
 FINISH  
 DO NOT SCALE DRAWING

|              |           |
|--------------|-----------|
| NAME         | DATE      |
| DRWN BY: DRP | 5/23/2011 |

63 RA SURFACE FINISH  
 ALL FEATURES MUST MEET SPECIFICATION AFTER PLATING BEFORE POWDER-COAT IF PLATED OR POWDER-COATED  
**SEE FINISH MACHINE ALL SURFACES**

**laserlinc** LaserLinc, Inc.  
 Phone: 888-707-4892  
 Info@laserlinc.com  
 www.laserlinc.com

TITLE:  
 00260-21 Body Mount V-Block for TLAser260  
 Micrometer Overall Mounting Dimensions

|                  |                      |                 |
|------------------|----------------------|-----------------|
| SIZE<br><b>B</b> | DWG. NO.<br>00260-21 | REV<br><b>C</b> |
| SCALE: 1:3       |                      | SHEET 3 OF 3    |

**PROPRIETARY AND CONFIDENTIAL**  
 THE INFORMATION CONTAINED IN THIS DRAWING IS THE SOLE PROPERTY OF LASERLINC, INC. ANY REPRODUCTION IN PART OR AS A WHOLE WITHOUT THE WRITTEN PERMISSION OF LASERLINC, INC IS PROHIBITED.