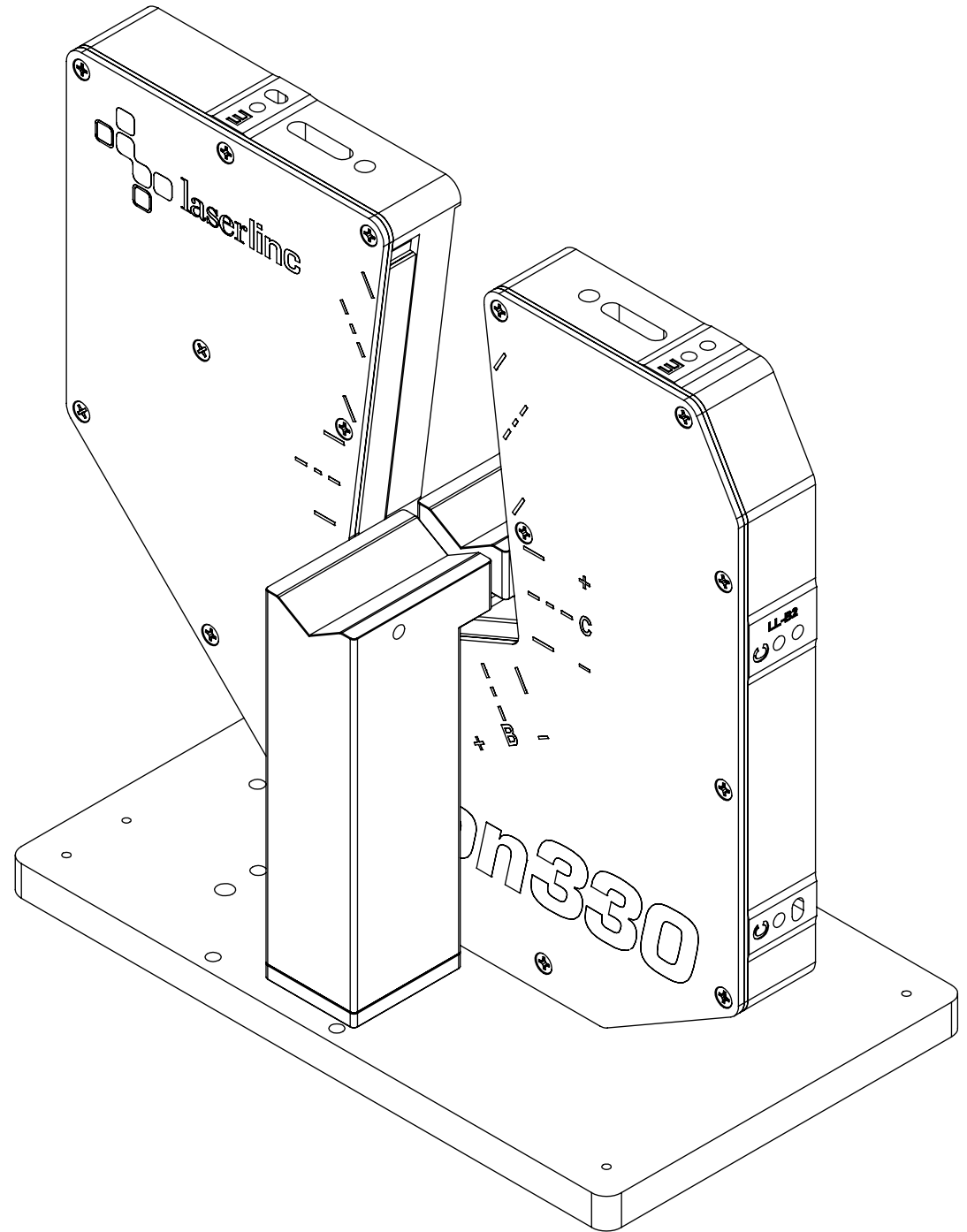


8 7 6 5 4 3 2 1


| REVISIONS |      |             |            |          |
|-----------|------|-------------|------------|----------|
| ZONE      | REV. | DESCRIPTION | DATE       | APPROVED |
|           | A    | Check-in    | 10/19/2011 | ZRP      |



# Standard V-Block for Triton330 Micrometer Overall Dimensions

## INDEX

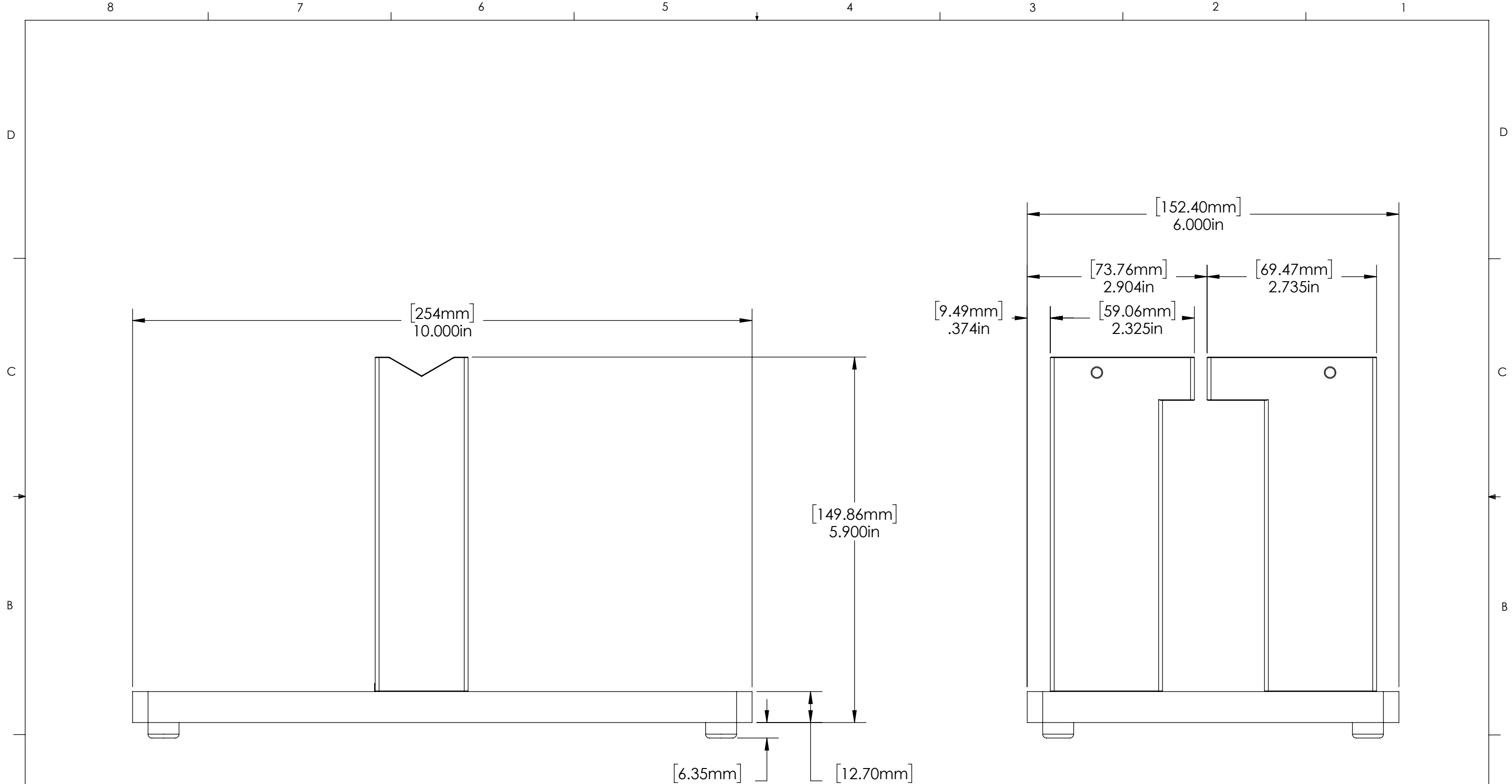
- (1) Cover Page
- (2) No Riser Fixture Dimensions
- (3) No Riser Mounting Dimensions
- (4) Single Riser Fixture Dimensions
- (5) Single Riser Mounting Dimensions
- (6) Dual Riser Fixture Dimensions
- (7) Dual Riser Mounting Dimensions

|  |  |  |               |
|--|--|--|---------------|
| UNLESS OTHERWISE SPECIFIED:  |  | NAME   | DATE          |
| DIMENSIONS ARE IN INCHES   |  |  |               |
| TOLERANCES:  |  | DRAWN BY:  | DRP 8/13/2013 |
| ANGULAR: MACH ± BEND ±   |  |  |               |
| TWO PLACE DECIMAL ±0.010   |  |  |               |
| THREE PLACE DECIMAL ±0.005   |  |  |               |
| FOUR PLACE DECIMAL ±0.0005   |  |  |               |
| ANGLES ±.25°   |  |  |               |
| UNMARKED FILLETS/ROUNDS R.0625   |  |  |               |
| DE-BURR ALL PARTS  |  |  |               |
| INTERPRET GEOMETRIC TOLERANCING PER:   |  |  <b>LaserLinc, Inc.</b><br>Phone: 888-707-4892<br>Info@laserline.com<br>www.laserline.com |               |
| PROPRIETARY AND CONFIDENTIAL<br>THE INFORMATION CONTAINED IN THIS DRAWING IS THE SOLE PROPERTY OF LASERLINC, INC. ANY REPRODUCTION IN PART OR AS A WHOLE WITHOUT THE WRITTEN PERMISSION OF LASERLINC, INC IS PROHIBITED. |  | TITLE:<br>0330-0000-21 Standard V-Block for Triton330NT Micrometer Overall Dimensions  |               |
| MATERIAL LL  |  | SIZE DWG. NO. REV<br><b>B</b> 0330-0000-21 <b>A</b>  |               |
| FINISH   |  | SCALE: 1:2 SHEET 1 OF 7  |               |
| DO NOT SCALE DRAWING   |  | 63 RA SURFACE FINISH<br>ALL FEATURES MUST MEET SPECIFICATION AFTER PLATING BEFORE POWDER-COAT IF PLATED OR POWDER-COATED SEE FINISH MACHINE ALL SURFACES                       |               |

8 7 6 5 4 3 2 1

D  
C  
B  
A

D  
C  
B  
A



[6.35mm] .250in  
 [12.70mm] .500in

UNLESS OTHERWISE SPECIFIED:  
 DIMENSIONS ARE IN INCHES  
 TOLERANCES:  
 ANGULAR: MACH ± BEND ±  
 TWO PLACE DECIMAL ±0.010  
 THREE PLACE DECIMAL ±0.005  
 FOUR PLACE DECIMAL ±0.0005  
 ANGLES ±.25°  
 UNMARKED FILLETS/ROUNDS R.0625  
 DE-BURR ALL PARTS

|              |           |
|--------------|-----------|
| NAME         | DATE      |
| DRWN BY: DRP | 8/13/2013 |

**laserlinc** LaserLinc, Inc.  
 Phone: 888-707-4892  
 Info@laserlinc.com  
 www.laserlinc.com

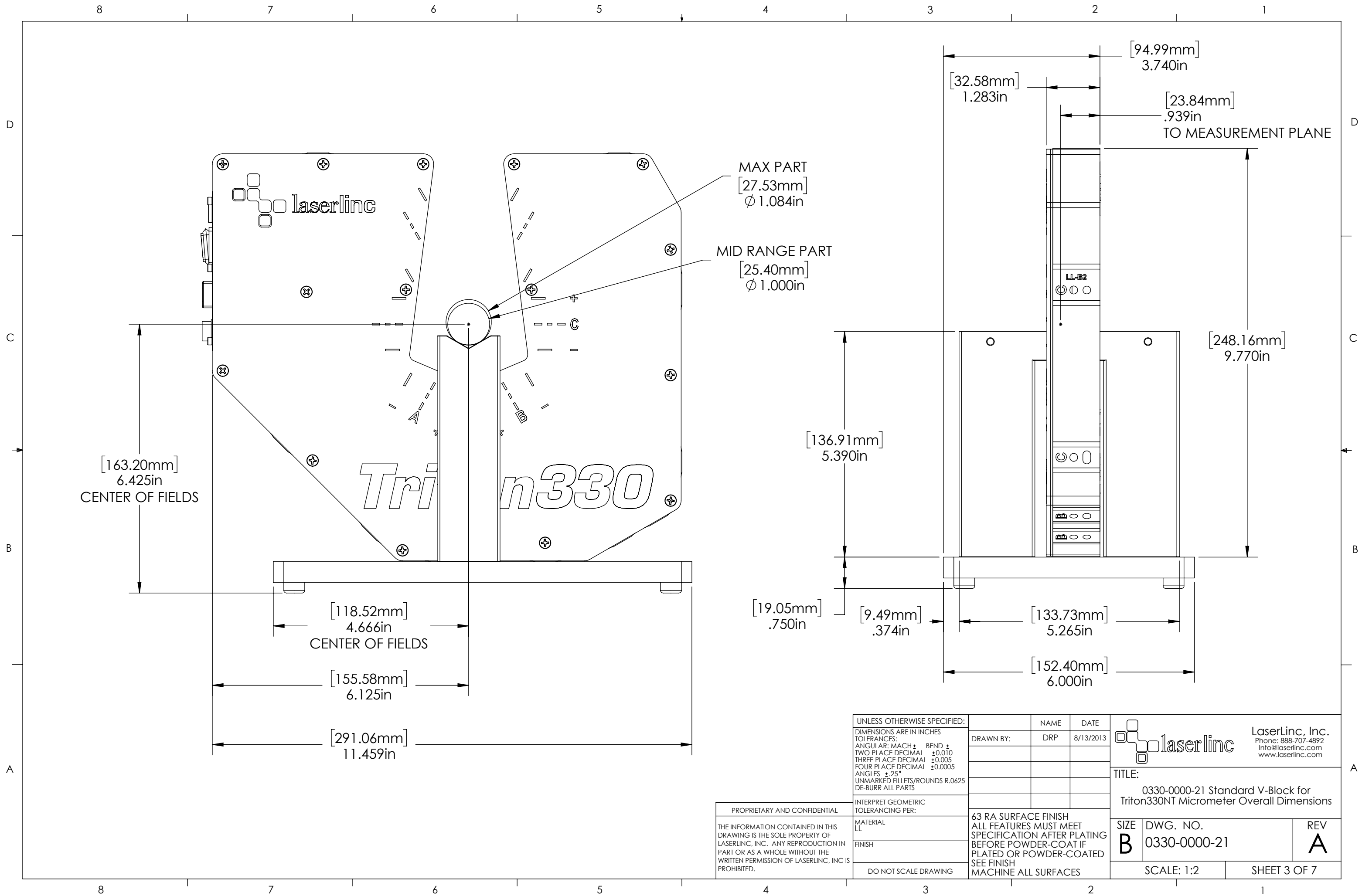
TITLE:  
 0330-0000-21 Standard V-Block for  
 Triton330NT Micrometer Overall Dimensions

PROPRIETARY AND CONFIDENTIAL  
 THE INFORMATION CONTAINED IN THIS  
 DRAWING IS THE SOLE PROPERTY OF  
 LASERLINC, INC. ANY REPRODUCTION IN  
 PART OR AS A WHOLE WITHOUT THE  
 WRITTEN PERMISSION OF LASERLINC, INC IS  
 PROHIBITED.

INTERPRET GEOMETRIC  
 TOLERANCING PER:  
 MATERIAL LL  
 FINISH  
 63 RA SURFACE FINISH  
 ALL FEATURES MUST MEET  
 SPECIFICATION AFTER PLATING  
 BEFORE POWDER-COAT IF  
 PLATED OR POWDER-COATED  
 SEE FINISH  
 MACHINE ALL SURFACES

|                  |                          |                 |
|------------------|--------------------------|-----------------|
| SIZE<br><b>B</b> | DWG. NO.<br>0330-0000-21 | REV<br><b>A</b> |
| SCALE: 2:3       |                          | SHEET 2 OF 7    |

DO NOT SCALE DRAWING



[163.20mm]  
6.425in  
CENTER OF FIELDS

[118.52mm]  
4.666in  
CENTER OF FIELDS

[155.58mm]  
6.125in

[291.06mm]  
11.459in

MAX PART  
[27.53mm]  
Ø 1.084in

MID RANGE PART  
[25.40mm]  
Ø 1.000in

[32.58mm]  
1.283in

[94.99mm]  
3.740in

[23.84mm]  
.939in  
TO MEASUREMENT PLANE

[136.91mm]  
5.390in

[248.16mm]  
9.770in

[19.05mm]  
.750in

[9.49mm]  
.374in

[133.73mm]  
5.265in

[152.40mm]  
6.000in

UNLESS OTHERWISE SPECIFIED:  
DIMENSIONS ARE IN INCHES  
TOLERANCES:  
ANGULAR: MACH ± BEND ±  
TWO PLACE DECIMAL ±0.010  
THREE PLACE DECIMAL ±0.005  
FOUR PLACE DECIMAL ±0.0005  
ANGLES ±.25°  
UNMARKED FILLETS/ROUNDS R.0625  
DE-BURR ALL PARTS

INTERPRET GEOMETRIC  
TOLERANCING PER:  
MATERIAL  
LL  
FINISH  
DO NOT SCALE DRAWING

|      |           |
|------|-----------|
| NAME | DATE      |
| DRP  | 8/13/2013 |

63 RA SURFACE FINISH  
ALL FEATURES MUST MEET  
SPECIFICATION AFTER PLATING  
BEFORE POWDER-COAT IF  
PLATED OR POWDER-COATED  
SEE FINISH  
MACHINE ALL SURFACES

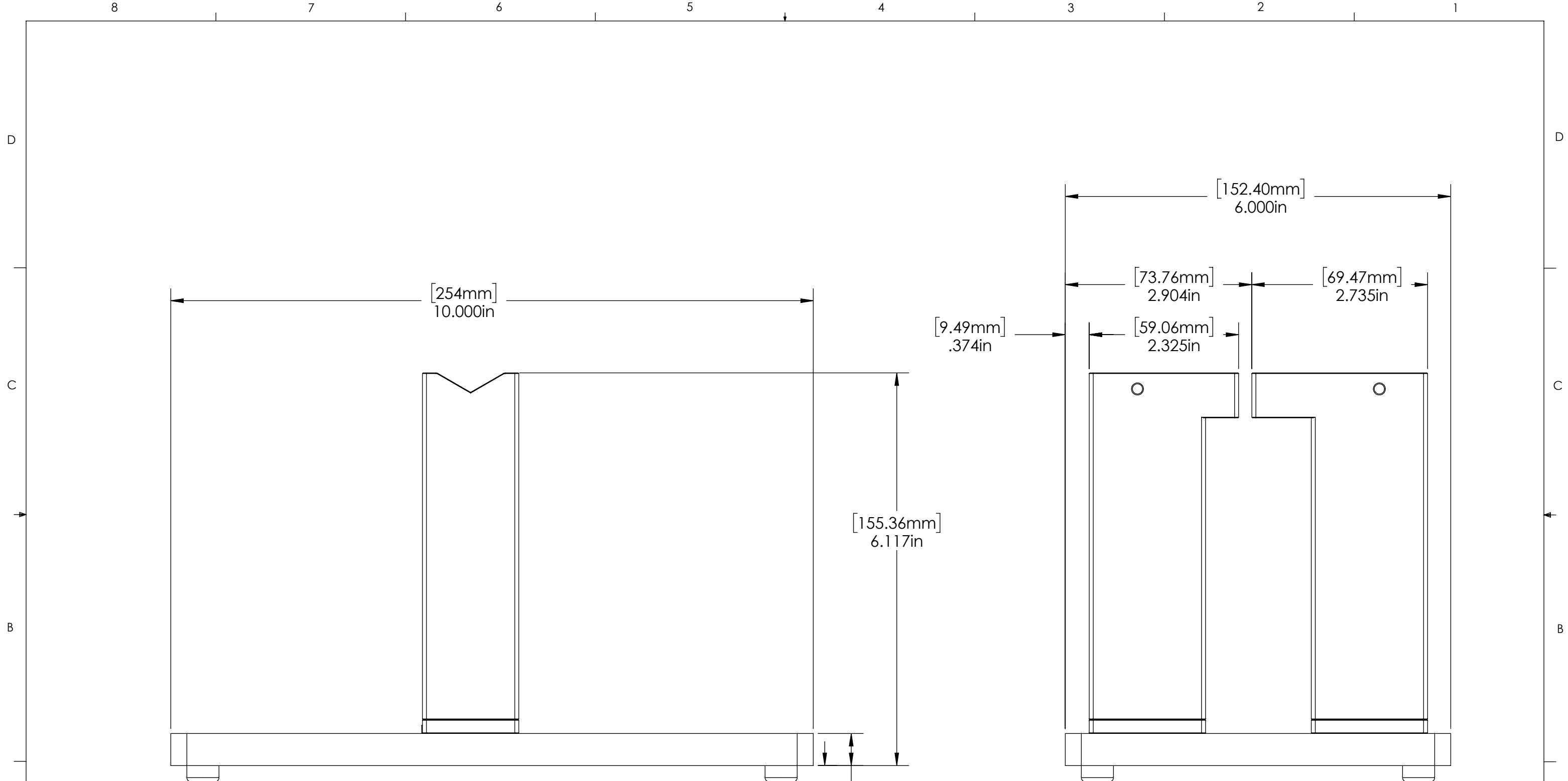
**laserline**  
LaserLinc, Inc.  
Phone: 888-707-4892  
Info@laserline.com  
www.laserline.com

TITLE:  
0330-0000-21 Standard V-Block for  
Triton330NT Micrometer Overall Dimensions

|                  |                          |                 |
|------------------|--------------------------|-----------------|
| SIZE<br><b>B</b> | DWG. NO.<br>0330-0000-21 | REV<br><b>A</b> |
|------------------|--------------------------|-----------------|

SCALE: 1:2 SHEET 3 OF 7

PROPRIETARY AND CONFIDENTIAL  
THE INFORMATION CONTAINED IN THIS  
DRAWING IS THE SOLE PROPERTY OF  
LASERLINC, INC. ANY REPRODUCTION IN  
PART OR AS A WHOLE WITHOUT THE  
WRITTEN PERMISSION OF LASERLINC, INC IS  
PROHIBITED.



[6.35mm]  
.250in

[12.70mm]  
.500in

UNLESS OTHERWISE SPECIFIED:  
DIMENSIONS ARE IN INCHES  
TOLERANCES:  
ANGULAR: MACH ± BEND ±  
TWO PLACE DECIMAL ±0.010  
THREE PLACE DECIMAL ±0.005  
FOUR PLACE DECIMAL ±0.0005  
ANGLES ±.25°  
UNMARKED FILLETS/ROUNDS R.0625  
DE-BURR ALL PARTS

| NAME | DATE      |
|------|-----------|
| DRP  | 8/13/2013 |

**laserlinc** LaserLinc, Inc.  
Phone: 888-707-4892  
Info@laserlinc.com  
www.laserlinc.com

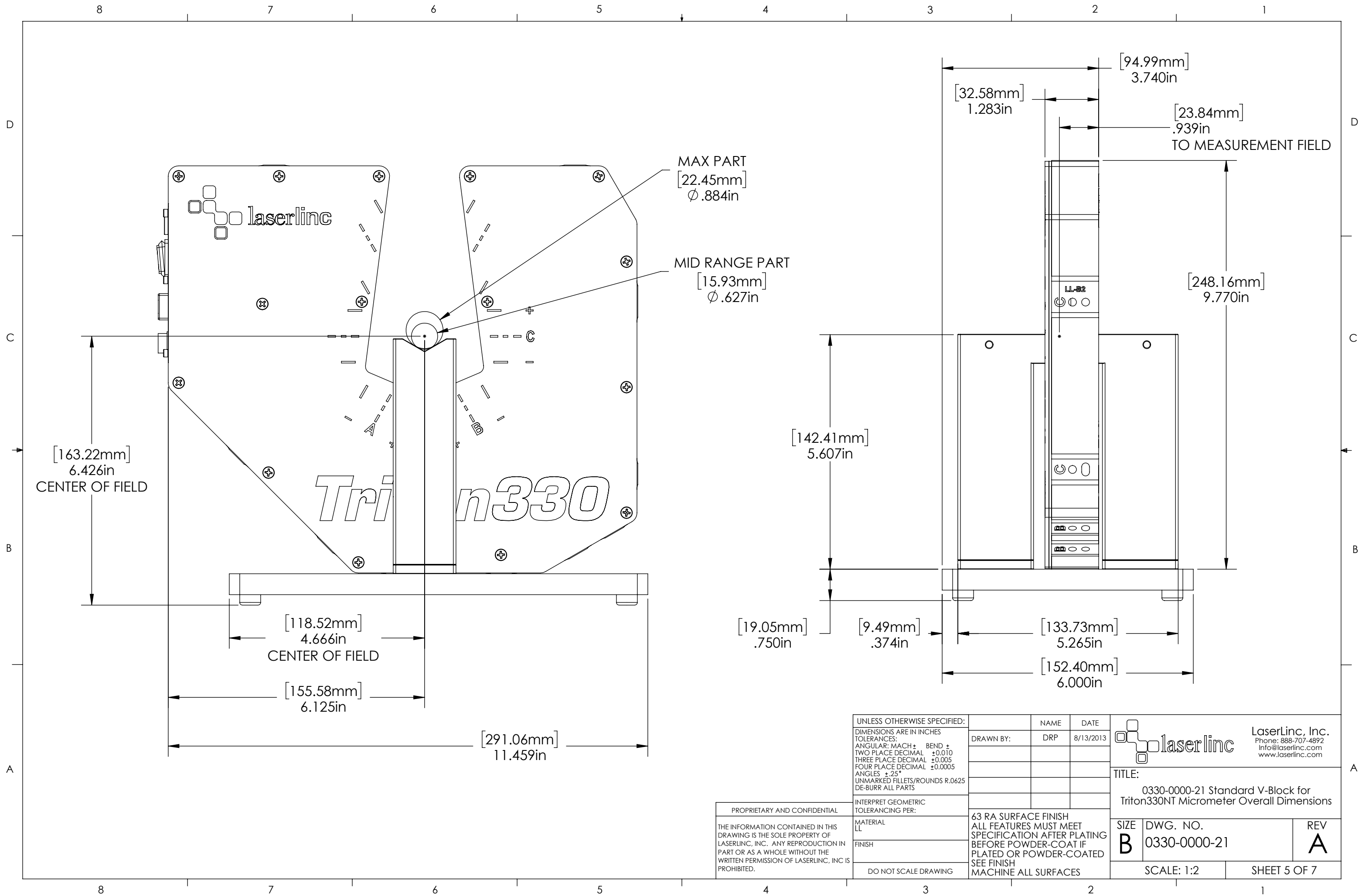
TITLE:  
0330-0000-21 Standard V-Block for  
Triton330NT Micrometer Overall Dimensions

PROPRIETARY AND CONFIDENTIAL  
THE INFORMATION CONTAINED IN THIS  
DRAWING IS THE SOLE PROPERTY OF  
LASERLINC, INC. ANY REPRODUCTION IN  
PART OR AS A WHOLE WITHOUT THE  
WRITTEN PERMISSION OF LASERLINC, INC IS  
PROHIBITED.

INTERPRET GEOMETRIC  
TOLERANCING PER:  
MATERIAL  
LL  
FINISH  
63 RA SURFACE FINISH  
ALL FEATURES MUST MEET  
SPECIFICATION AFTER PLATING  
BEFORE POWDER-COAT IF  
PLATED OR POWDER-COATED  
SEE FINISH  
MACHINE ALL SURFACES

| SIZE | DWG. NO.     | REV |
|------|--------------|-----|
| B    | 0330-0000-21 | A   |

SCALE: 2:3 SHEET 4 OF 7



MAX PART  
[22.45mm]  
Ø .884in

MID RANGE PART  
[15.93mm]  
Ø .627in

[163.22mm]  
6.426in  
CENTER OF FIELD

[118.52mm]  
4.666in  
CENTER OF FIELD

[155.58mm]  
6.125in

[291.06mm]  
11.459in

[142.41mm]  
5.607in

[19.05mm]  
.750in

[9.49mm]  
.374in

[133.73mm]  
5.265in

[152.40mm]  
6.000in

[32.58mm]  
1.283in

[94.99mm]  
3.740in

[23.84mm]  
.939in  
TO MEASUREMENT FIELD

[248.16mm]  
9.770in

UNLESS OTHERWISE SPECIFIED:  
DIMENSIONS ARE IN INCHES  
TOLERANCES:  
ANGULAR: MACH ± BEND ±  
TWO PLACE DECIMAL ±0.010  
THREE PLACE DECIMAL ±0.005  
FOUR PLACE DECIMAL ±0.0005  
ANGLES ±.25°  
UNMARKED FILLETS/ROUNDS R.0625  
DE-BURR ALL PARTS

INTERPRET GEOMETRIC TOLERANCING PER:

MATERIAL LL

FINISH

DO NOT SCALE DRAWING

| NAME | DATE      |
|------|-----------|
| DRP  | 8/13/2013 |

63 RA SURFACE FINISH  
ALL FEATURES MUST MEET SPECIFICATION AFTER PLATING BEFORE POWDER-COAT IF PLATED OR POWDER-COATED  
SEE FINISH MACHINE ALL SURFACES

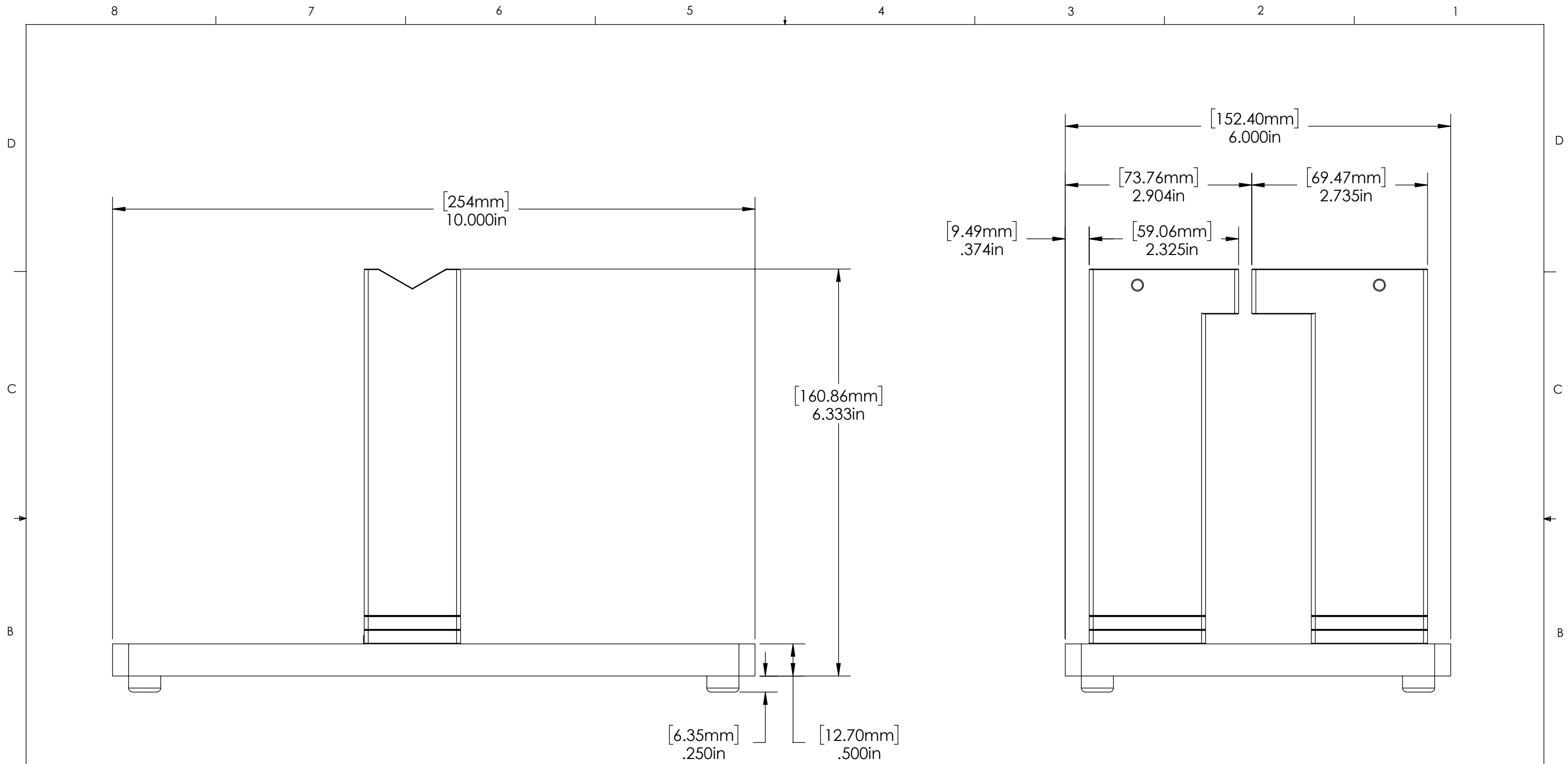

**LaserLinc, Inc.**  
 Phone: 888-707-4892  
 Info@laserlinc.com  
 www.laserlinc.com

TITLE:  
0330-0000-21 Standard V-Block for Triton330NT Micrometer Overall Dimensions

| SIZE | DWG. NO.     | REV |
|------|--------------|-----|
| B    | 0330-0000-21 | A   |

SCALE: 1:2 SHEET 5 OF 7

PROPRIETARY AND CONFIDENTIAL  
THE INFORMATION CONTAINED IN THIS DRAWING IS THE SOLE PROPERTY OF LASERLINC, INC. ANY REPRODUCTION IN PART OR AS A WHOLE WITHOUT THE WRITTEN PERMISSION OF LASERLINC, INC IS PROHIBITED.



UNLESS OTHERWISE SPECIFIED:  
 DIMENSIONS ARE IN INCHES  
 TOLERANCES:  
 ANGULAR: MACH ± BEND ±  
 TWO PLACE DECIMAL ±0.010  
 THREE PLACE DECIMAL ±0.005  
 FOUR PLACE DECIMAL ±0.0005  
 ANGLES ±.25°  
 UNMARKED FILLETS/ROUNDS R.0625  
 DE-BURR ALL PARTS

|              |           |
|--------------|-----------|
| NAME         | DATE      |
| DRWN BY: DRP | 8/13/2013 |

**laserlinc** LaserLinc, Inc.  
 Phone: 888-707-4892  
 Info@laserlinc.com  
 www.laserlinc.com

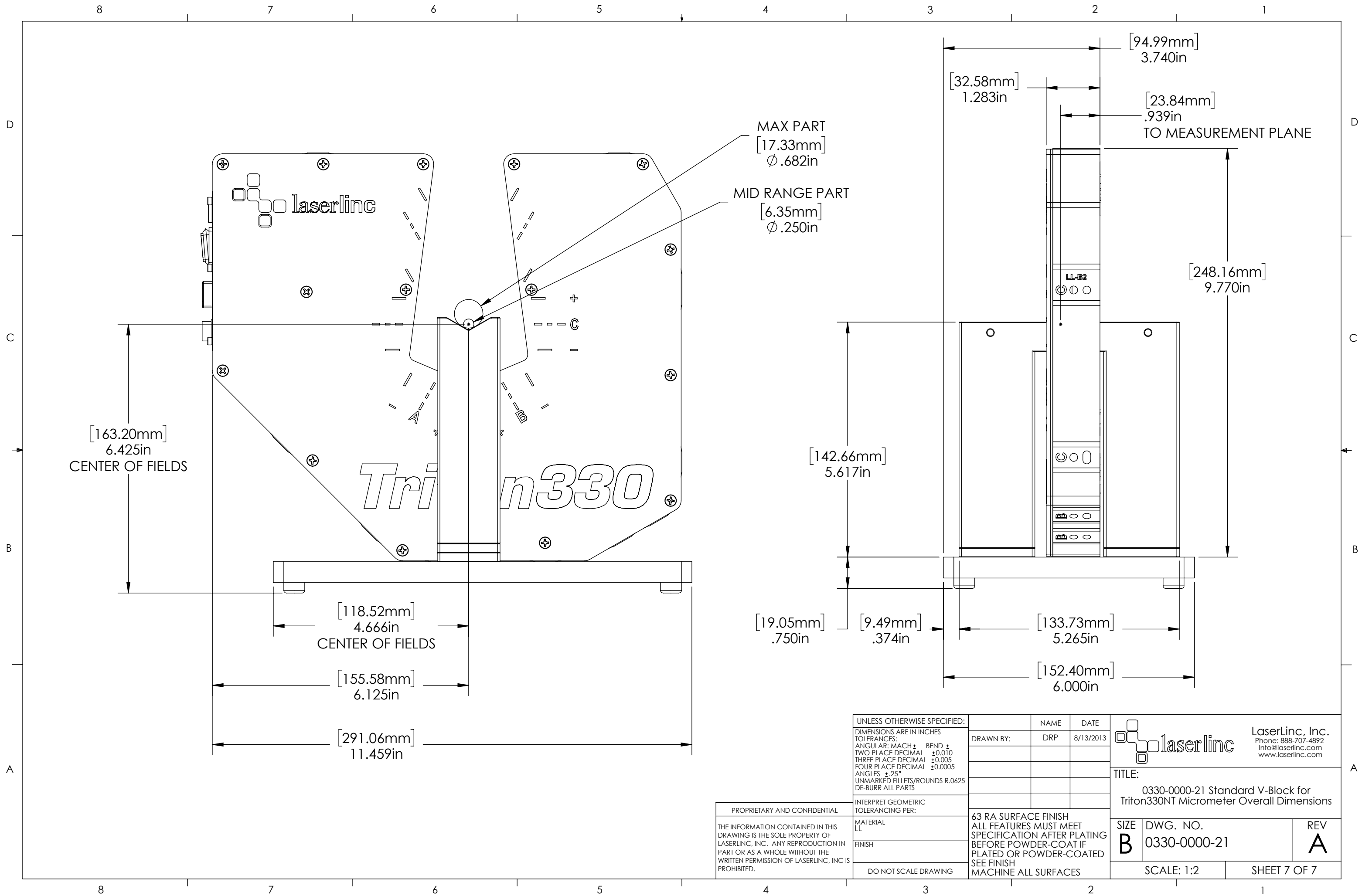
TITLE:  
 0330-0000-21 Standard V-Block for  
 Triton330NT Micrometer Overall Dimensions

PROPRIETARY AND CONFIDENTIAL  
 THE INFORMATION CONTAINED IN THIS  
 DRAWING IS THE SOLE PROPERTY OF  
 LASERLINC, INC. ANY REPRODUCTION IN  
 PART OR AS A WHOLE WITHOUT THE  
 WRITTEN PERMISSION OF LASERLINC, INC IS  
 PROHIBITED.

INTERPRET GEOMETRIC  
 TOLERANCING PER:  
 MATERIAL LL  
 FINISH  
 DO NOT SCALE DRAWING

63 RA SURFACE FINISH  
 ALL FEATURES MUST MEET  
 SPECIFICATION AFTER PLATING  
 BEFORE POWDER-COAT IF  
 PLATED OR POWDER-COATED  
 SEE FINISH  
 MACHINE ALL SURFACES

|                  |                          |                 |
|------------------|--------------------------|-----------------|
| SIZE<br><b>B</b> | DWG. NO.<br>0330-0000-21 | REV<br><b>A</b> |
| SCALE: 2:3       |                          | SHEET 6 OF 7    |



UNLESS OTHERWISE SPECIFIED:  
 DIMENSIONS ARE IN INCHES  
 TOLERANCES:  
 ANGULAR: MACH ± BEND ±  
 TWO PLACE DECIMAL ±0.010  
 THREE PLACE DECIMAL ±0.005  
 FOUR PLACE DECIMAL ±0.0005  
 ANGLES ±.25°  
 UNMARKED FILLETS/ROUNDS R.0625  
 DE-BURR ALL PARTS

PROPRIETARY AND CONFIDENTIAL  
 THE INFORMATION CONTAINED IN THIS DRAWING IS THE SOLE PROPERTY OF LASERLINC, INC. ANY REPRODUCTION IN PART OR AS A WHOLE WITHOUT THE WRITTEN PERMISSION OF LASERLINC, INC IS PROHIBITED.

INTERPRET GEOMETRIC TOLERANCING PER:  
 MATERIAL LL  
 FINISH  
 63 RA SURFACE FINISH  
 ALL FEATURES MUST MEET SPECIFICATION AFTER PLATING BEFORE POWDER-COAT IF PLATED OR POWDER-COATED  
 SEE FINISH  
 MACHINE ALL SURFACES

| NAME | DATE      |
|------|-----------|
| DRP  | 8/13/2013 |

**laserline** LaserLinc, Inc.  
 Phone: 888-707-4892  
 Info@laserline.com  
 www.laserline.com

TITLE:  
 0330-0000-21 Standard V-Block for Triton330NT Micrometer Overall Dimensions

|                  |                          |                 |
|------------------|--------------------------|-----------------|
| SIZE<br><b>B</b> | DWG. NO.<br>0330-0000-21 | REV<br><b>A</b> |
| SCALE: 1:2       |                          | SHEET 7 OF 7    |